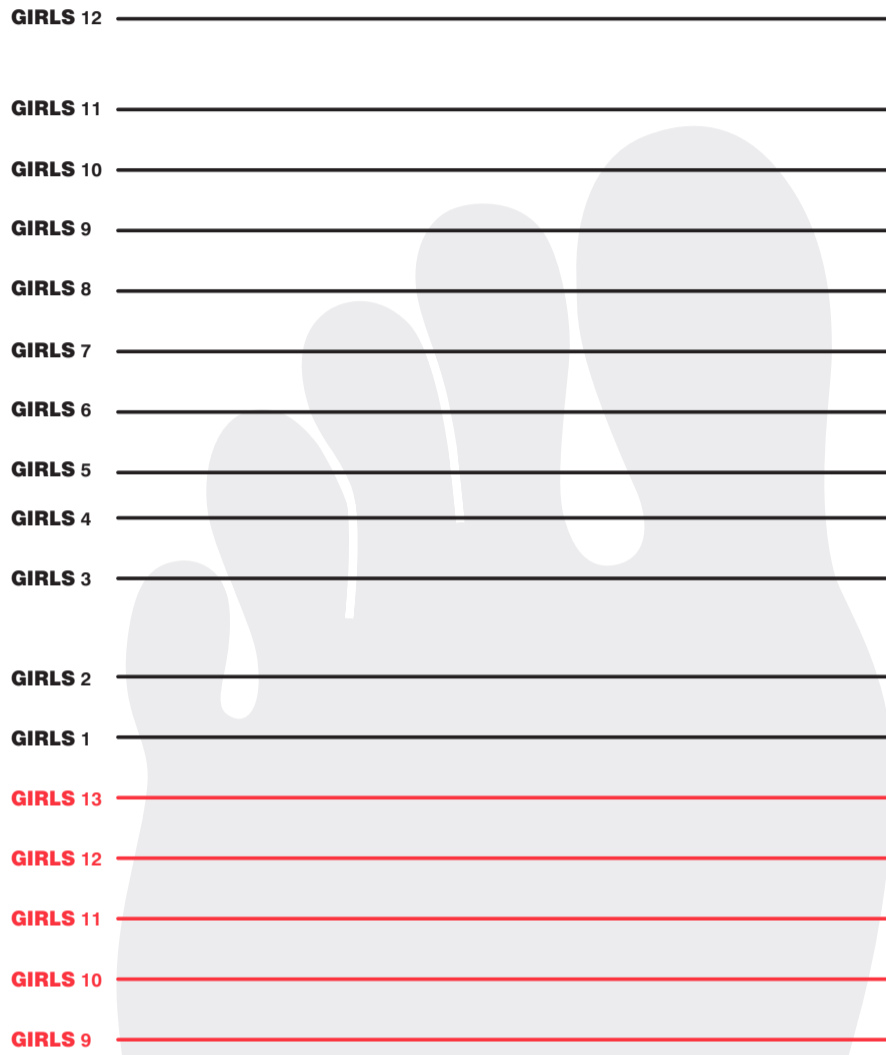





GIRLS & BOYS LACE UP SHOE U.K SIZING CHART

GIRLS SIZES



BOYS SIZES



 YOUTH SIZE
 CHILDREN SIZE

INSTRUCTIONS FOR USE

1. Test scale to make sure sizing is correct.
2. Take off your shoes.
3. Place your heel against the line.
4. Stand up
5. Measure to the end of the longest toe.

INSTRUCTIONS FOR PRINTING

1. Select ACTUAL SIZE when printing to ensure the scaling is correct.
2. Print on A3 Paper
3. When you have printed the document, please check the scale on the right hand side is measured at 100mm.

PLACE HEEL
HERE

PLACE HEEL
HERE

TEST SCALE - 100 mm